

AlcoMate Core USER'S MANUAL

The AlcoMate Core (Model AL6000 Lite) analyzes a breath sample to detect alcohol in the lungs. This reading is then converted to blood alcohol concentration (BAC). The AlcoMate Core uses an advanced oxide semiconductor sensor to detect alcohol.






Device Operation

If you are using the Core for the first time, please install two 1.5V AA batteries (included) and attach a mouthpiece to the unit.

1. Instructions


a) Press and hold the Power Switch to turn the unit on. **The cumulative test count will be displayed as you hold the Power Switch down.** You can use the cumulative test count to see when you should replace the sensor module (every 200 tests or at least once yearly).

b) Release the Power Switch. There will be a countdown from  to  as the unit warms up.

c) Secure your lips around the mouthpiece and blow sharply and steadily into the unit for about 4 seconds. You will hear two beeps when the device is done taking the breath sample. You will see the digit  moving left to right in the display as the device analyzes the sample.

d) When analysis is complete, you will see the blood alcohol concentration (BAC) results displayed.

e) The results will be shown for about 15 seconds. The unit will then shut itself off.

f) If the device cannot take a successful sample, you will see  in the display and the unit will shut itself off.

2. Understanding Your Results (BAC Reading)

Your Reading	Your Range	Description
0.00% to 0.01%	Safe* range.	Little/no alcohol intake.
0.02% to 0.04%	Moderate* range.	Increased alcohol intake.
0.05% and over	Warning* range.	Ability to drive may be impaired.

* *Drinking alcohol in ANY amount may impair the ability to drive. There is no "safe" level of alcohol intake before driving. Don't drink and drive.*

Note: The maximum reading the device can show is 0.40%. A true BAC of 0.40% or above may result in the onset of coma or even death by respiratory arrest. A reading of 0.40% may indicate an acutely dangerous condition, but may also indicate a sampling error (such as liquid alcohol blown into the device). Please carefully read the **Warnings** section of this manual before operating the device.

General Information about DUI/DWI

The legal limit for intoxication (DUI/DWI) is **0.08%** BAC across most of the USA. According to the American Medical Association (AMA), a BAC of **0.05%** is enough to impair the ability to drive. *You should never operate a motor vehicle when you are impaired by the consumption of alcohol, drugs or lack of proper rest.*

Warnings

- a. Wait at least 20 minutes after eating or drinking before testing. Alcohol remaining in the mouth, or even excess saliva, may interfere with testing. This includes alcohol-based mouthwash or similar products.
- b. Avoid testing in high wind or enclosed spaces. Poor ventilation may also lengthen the time required for warm up between tests.
- c. Do not blow smoke, saliva or other contaminants into the mouthpiece, as the sensor may become damaged.
- d. Do NOT use the AlcoMate Core as a tool to drink and drive.
- e. Keep out of extreme temperatures and out of the reach of children.
- f. **To maintain accuracy, professional recalibration of the AlcoMate Core must be performed every 200 tests or at least once yearly (12 months), whichever comes first.** To recalibrate, you must mail your device to the address at the end of this manual. Please contact us for details and related fees.
- g. **WARNING DISPLAY “Flo”:** If you see “Flo” in the display, the breath sample was not long enough for measurement. Please try again and make sure the breath is strong and steady during sampling. As soon as you start blowing into the device, you will hear a long beep indicating how long you should blow.
- h. **WARNING DISPLAY “SEn”:** If you see “SEn” in the display, there is a general sensor module error. Please contact us for technical service.
- i. **WARNING DISPLAY “Bat”:** If you see “Bat” in the display, the battery power is low. Please replace the batteries. Make sure to properly align the batteries by looking at the +/- marks.

Specifications

Method of Measure	Breath sample to BAC
Range	0.00% to 0.40%
Accuracy	+/-0.01% up to 0.10% BAC
Sensor	Oxide semiconductor
Power	Two 1.5V AA alkaline batteries (included)
Testing Capacity	Approx. 200 with new batteries
DOT Approved	YES
Operating Temperature	10 – 40 degrees Celsius
Warm Up	Less than 1 minute
Display	3-Digit (0.00)
Size (mm)	125 (height) X 58 (width) X 41 (thickness)
Weight	117 g
Recalibration	Recommended every 200 tests or at least once yearly, whichever comes first

Warranty

The manufacturer warrants the product to be free from defects in workmanship or material (excluding calibration) under normal use for one (1) year from the date of purchase. The manufacturer's obligation under this warranty is limited to replacing, adjusting or repairing the unit if returned along with proof of purchase. This warranty is void if the unit has been tampered with or maliciously damaged. Recalibration is a periodic maintenance procedure required of any and all breathalyzers in order to maintain accuracy, and as such, is not a warranty service.

Technical Support

For technical support or questions, please contact us at:

AK Solutions USA, LLC
21 Grand Ave. Suite 102
Palisades Park, NJ 07650
T-F: 800-943-1016 (Monday-Friday 9AM to 6PM EST)
Tel: 201-943-9411 (Monday-Friday 9AM to 6PM EST)
Fax: 201-943-8828
Email: support@alcomate.net
Web: <http://www.alcomate.net>